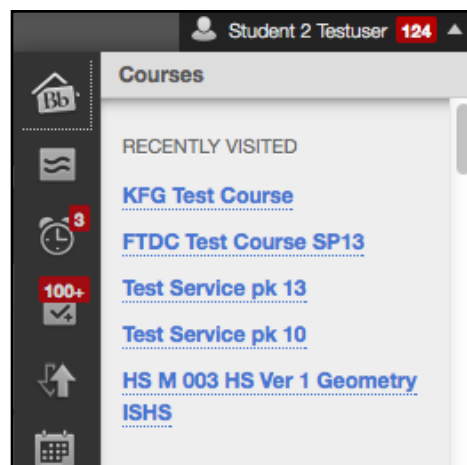


New Features in Blackboard

The upgrade to Blackboard SP13 in December 2013 provides many new features to benefit both instructors and students. The top new features are outlined below.

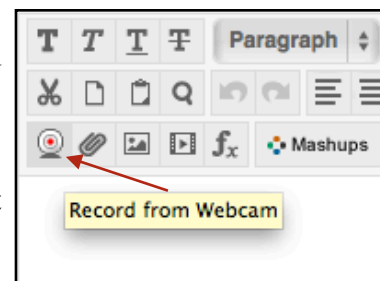
My Blackboard

When users first log in to the newly upgraded Blackboard, they will see an overlay that highlights some of the new features. After the first login, when users click on their name in the upper right-hand corner of the screen, a drop-down menu will appear, providing access to content notifications, user profile, and the newly redesigned calendar. New notifications from all areas of Blackboard are consolidated into the My Blackboard interface, alerting users to changes throughout the system.



Video Everywhere

The new Video Everywhere features allows both students and instructors to record, embed, and reuse video throughout the course. This is done simply by clicking the video icon from within the Content Editor. Students can upload video comments to an assignment. Instructors can post video and even give video based feedback to graded items.

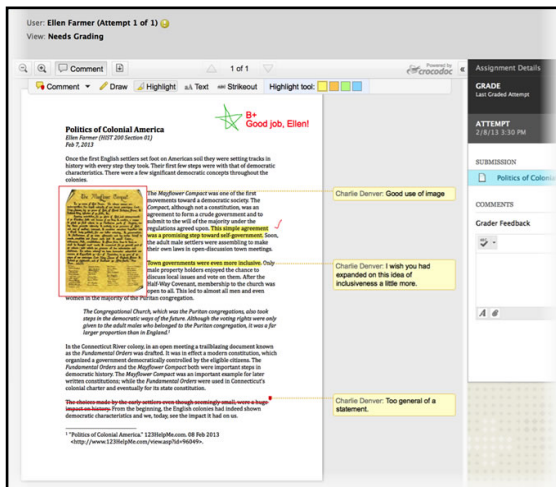


New Content Editor

The new Content Editor provides improved text formatting options. The old math editor has also been replaced with a new mathML equation editor.

Test Enhancements and Test Access Log

Test deployment options in Blackboard have been improved. The new settings allow instructors to select one or more groups of students and make a number of exceptions to the already established availability settings. This will allow instructors to give extra time for students with disabilities. Another new setting lets instructors decide whether or not to allow a student to take a test after the due date has passed. The test access log provides instructors the ability to verify student activity during a test. This will help instructors to determine whether the student really had a problem while taking the test.

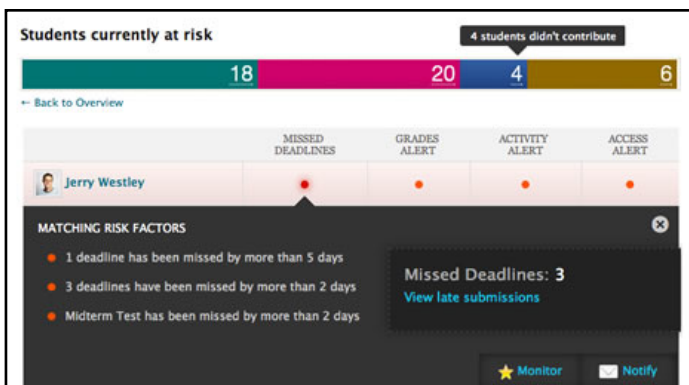
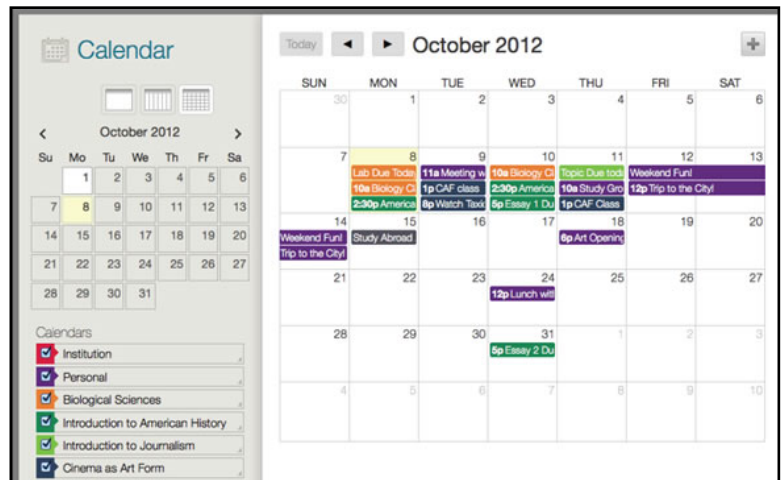


Inline Assignment Grading

This feature allows instructors to view student-submitted files “inline” in the web browser window without having to download the file and open it in an external application (i.e. Microsoft Word). It also provides annotation tools, enabling instructors to provide feedback including comments, highlights, and even drawings/annotations directly on the inline document view.

Enhanced Calendar

The Blackboard calendar has been completely rebuilt and offers greatly enhanced functionality. Users can add personal events, keep track of important course dates, and even export to third party calendars like Outlook or Google Calendar. When an instructor creates an item with a due date on it, that item is automatically added to the calendars of all users in the course. Instructors can also update due dates by simply dragging items to new calendar days.



Retention Center

The Retention Center, accessed by going to *Control Panel–Evaluation* provides information on student performance in a course, making it easy for instructors to catch and respond to risk factors quickly.

Item Analysis and Fill-in-the-Blank Question Enhancements

Item Analysis provides statistics on overall test performance and on individual test questions, providing instructors the data needed to improve questions for future tests or to adjust credit on current attempts. Fill-in-the-Blank questions now offer *contains* and *pattern match* as grading options for answers.

Groups Management

The Groups Management tool has been significantly enhanced to improve the experience of managing large numbers of Groups with large numbers of students in a course. It adds capabilities allowing instructors to easily see which students are in which Groups and to quickly see and modify Group memberships. It also provides a way to automatically create Grade Center Smart Views that correspond to Groups.

Discussion Board

The Discussion Board interface has been redesigned while maintaining its current functionality. It is now easier to identify students based on their profile picture. A Post First feature has also been added that requires a student to post to a forum before viewing the rest of the posts.

For More Information

For additional information about Blackboard's new features, On Demand videos are available at ondemand.blackboard.com and also under the Help section of the course Control Panel. How-to guides on various topics are also available on the Blackboard Help Pages at www.olemiss.edu/blackboard.

**Comments, Questions, or
Suggestions?**

Contact the Faculty Technology
Development Center at 915-7918 or email
blackboard@olemiss.edu.